

Zone Button is a compact and cost effective time&attendance recording device supporting most major RFID card technologies.

It features an illuminated LCD screen and four touch buttons. Access control features are available through optional Zone Door I/O box.



ZONE BUTTON

With its compact size and clean design, Zone Button is simple, elegant and cost-effective solution for employee time recording. It is available with various built-in reader types supporting HID iClass, Mifare and classic EM standards. A readerless version is available for connecting wide range of external readers

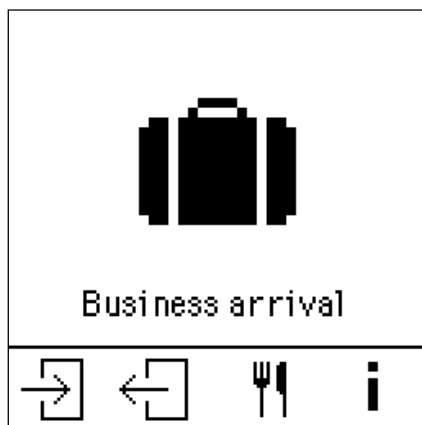
Zone Button connects to the system directly through its Ethernet port. Basic access control and alarm management functionality for one door is provided by supporting one Zone Door* connection.

Its capacitive keyboard has no moving parts and operates through the thick protective glass screen, which also covers the unit's LCD display. That makes Zone Button robust enough even for light industrial environments.

Built-in RFID card reader supports most major card technologies.

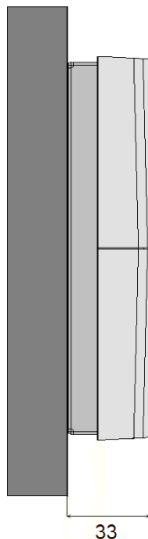
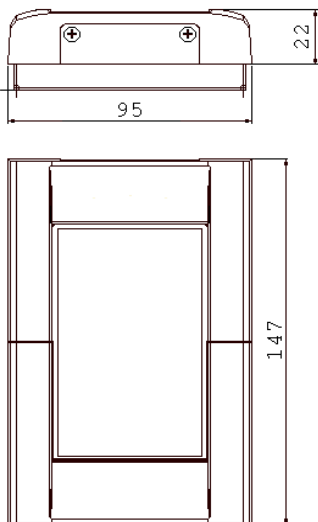
Zone Button can control one door via Zone Door point-of-access I/O device.

Some Typical Screens



*) For more about Zone Door I/O device see separate brochure.

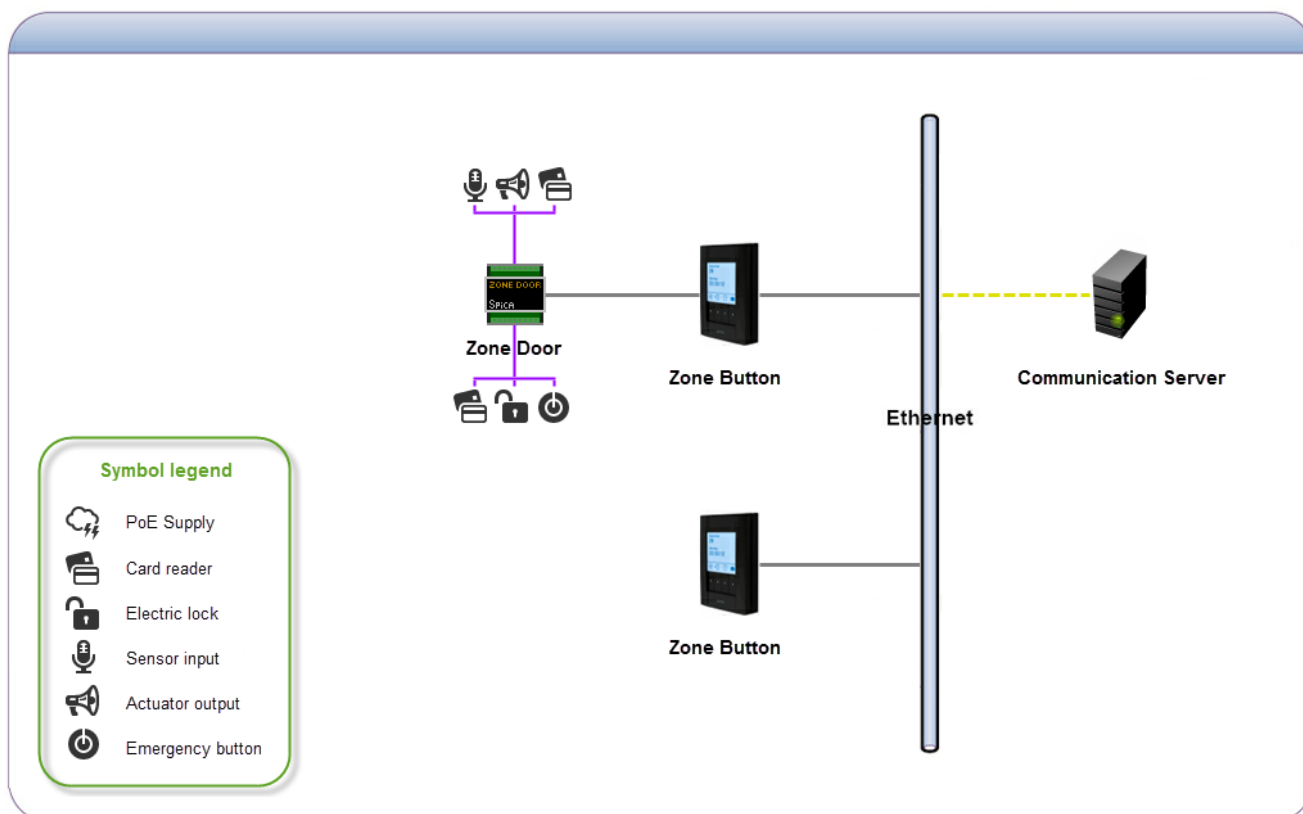
Mounting



Zone Button external dimensions

If you're using Zone Door I/O device it needs external power supply.

Connection Diagram



Dimensions	Surface mount: 95 x 147 x 33 mm (width, height, depth)
Power Supply	POE (Power-Over-Ethernet) or external 12V DC, 500mA
Environment	Operating temperature: 0°C to +50°C, Storage temperature: -20°C to +70°C, Humidity: 10% to 90% (non-condensing)
Communication Interface	Ethernet 10/100 for host communications CAN for connecting Zone Door unit Wiegand input for connecting card reader Wiegand output for connecting verification biometric unit
Memory	10.000 offline events 3.500 user profiles
LCD Display	128 x 128 pixels, grayscale
Keyboard	Capacitive, 4 buttons with LED illumination
Card Reader	Version A: Built-in HID iCLASS SE® 13.56 MHz smart card reader. Supported cards: <ul style="list-style-type: none"> • iClass 15693 (2k bit and 16k bit) • iClass 14443B (16k bit) Version F: Built-in Mifare 13.56 MHz smart card reader. Supported cards: <ul style="list-style-type: none"> • Mifare Ultralight (light, mini, C) • Mifare Classic (1k, 4k) • Mifare DESFIRE • Mifare Plus (S,X) • Mifare EV1 Version H: Built-in EM Marine 125kHz smart card reader. Supported cards: <ul style="list-style-type: none"> • EM4100 compatible cards
Beeper	For audible feedback



Špica International d.o.o.
Pot k sejmišču 33
SI - 1231 Ljubljana
Slovenia
t. +386 1 568 08 00
www.spica.com

All specifications are subject to change without prior notice.

© Spica International 2016.